

INSTRUCTIUNI DESCARCARE DOCUMENTE FISCALE SATELLIC, NECESARE PENTRU RECUPERAREA TVA

Documentele fiscale emise de Satellic, eligibile pentru recuperarea TVA din Belgia, se pot descarca direct din contul dumneavoastra Satellic, urmand instructiunile de mai jos.

Important! Doar facturile emise pentru plata taxelor de drum din regiunea Walonia contin TVA.

Pasul 1

Accesati web-site ul www.satellic.be si selectati optiunea ROAD USER PORTAL



[Home](#) [All about the toll](#) [Manage your journey](#) [Help](#) [Downloads](#)

[Road User Portal](#)

EN ▾

From April 1st 2016 Kilometre Charging for heavy goods vehicles in Belgium

From April 1st 2016, all heavy goods vehicles of more than 3.5 tonnes must have a working **On Board Unit (OBU)** on board in Belgium. An OBU is only required if the tractor unit has a gross vehicle weight (GVW) of over 3.5 tonnes. The point of reference for the definition of the weight that needs to be registered in the system is the Gross Combination Weight Rating (**GCWR**). More information can be found under downloads/vehicle documents.

You can order OBUs on the **Road User Portal**, via the service points or via a **partner** of Satellic: Aral/BP, AS24, Brandstoffen Maes, DATS 24, DKV, ENI/AGIP, euroShell, eurotoll, Eurowag, E100, Febetra, Gabriels, Global Star, LogPay, Octa+, OMV, PowerOil, Plose, Ressa, Statoil, SVG, TLV, Total, UTA, Vialtis, ZMPD.

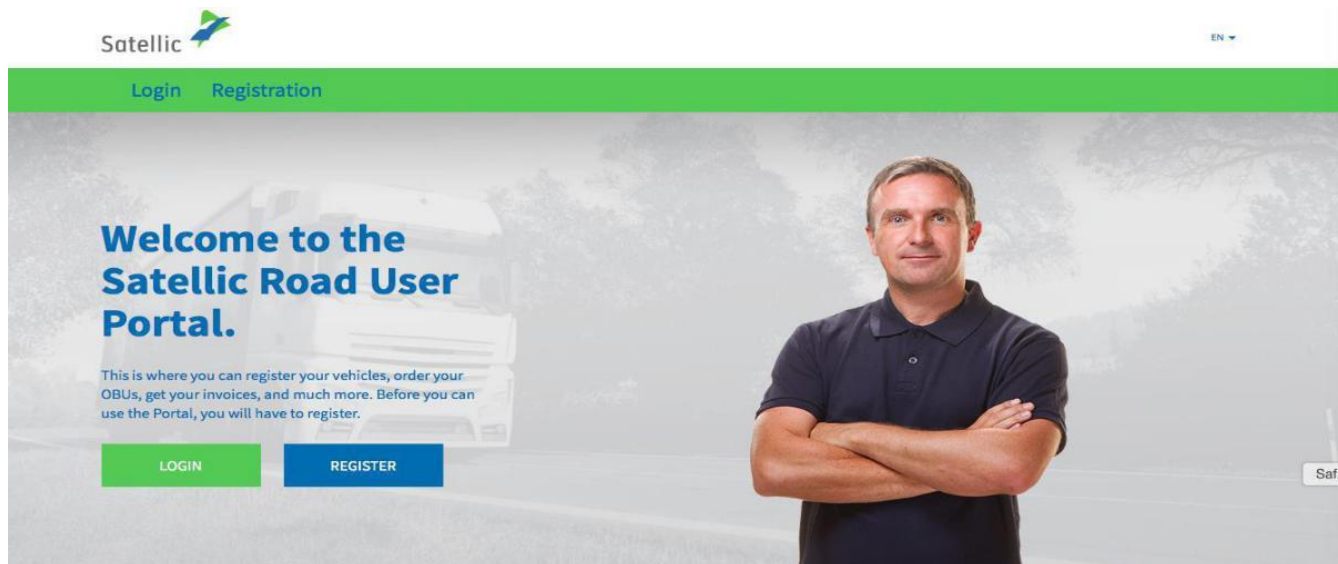


**Order your OBU in February
and win 10,000 litres of diesel**
[More info click here](#)

REGISTER NOW

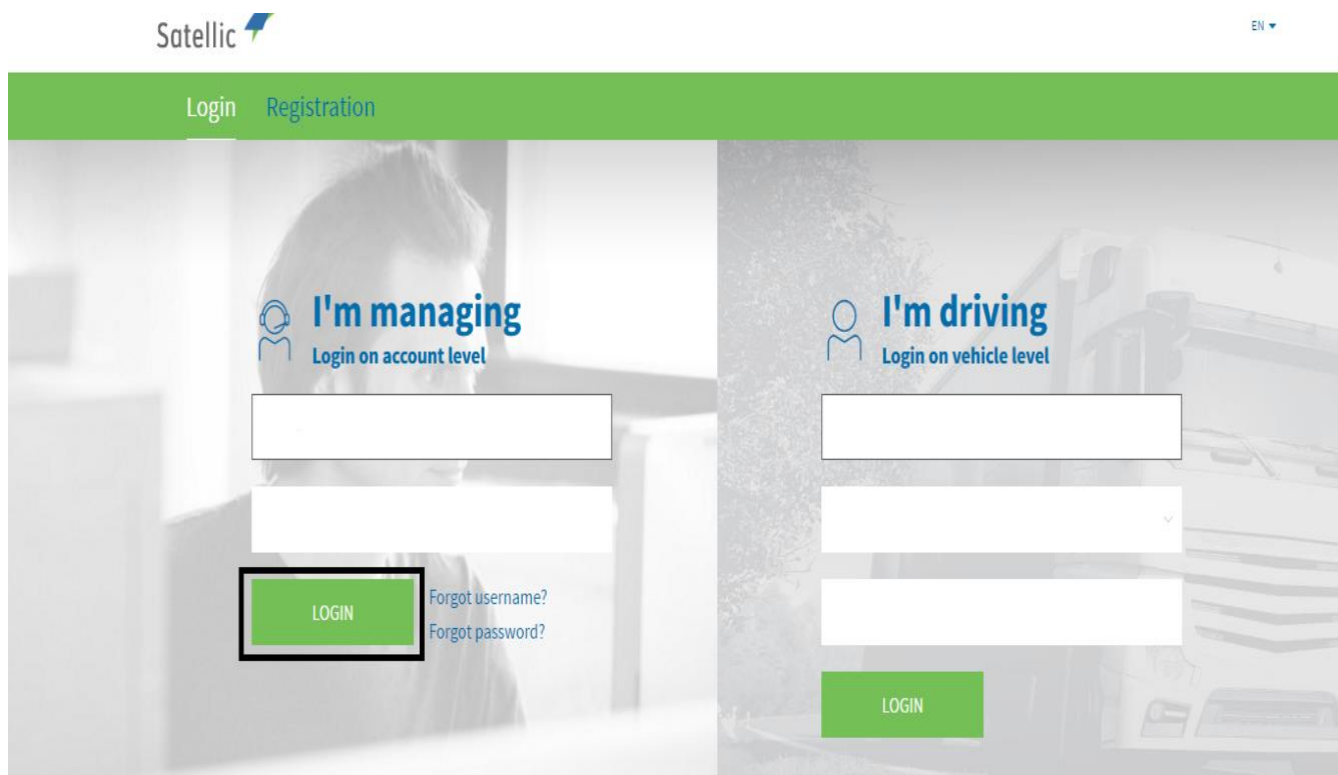
Pasul 2

Selectati LOGIN



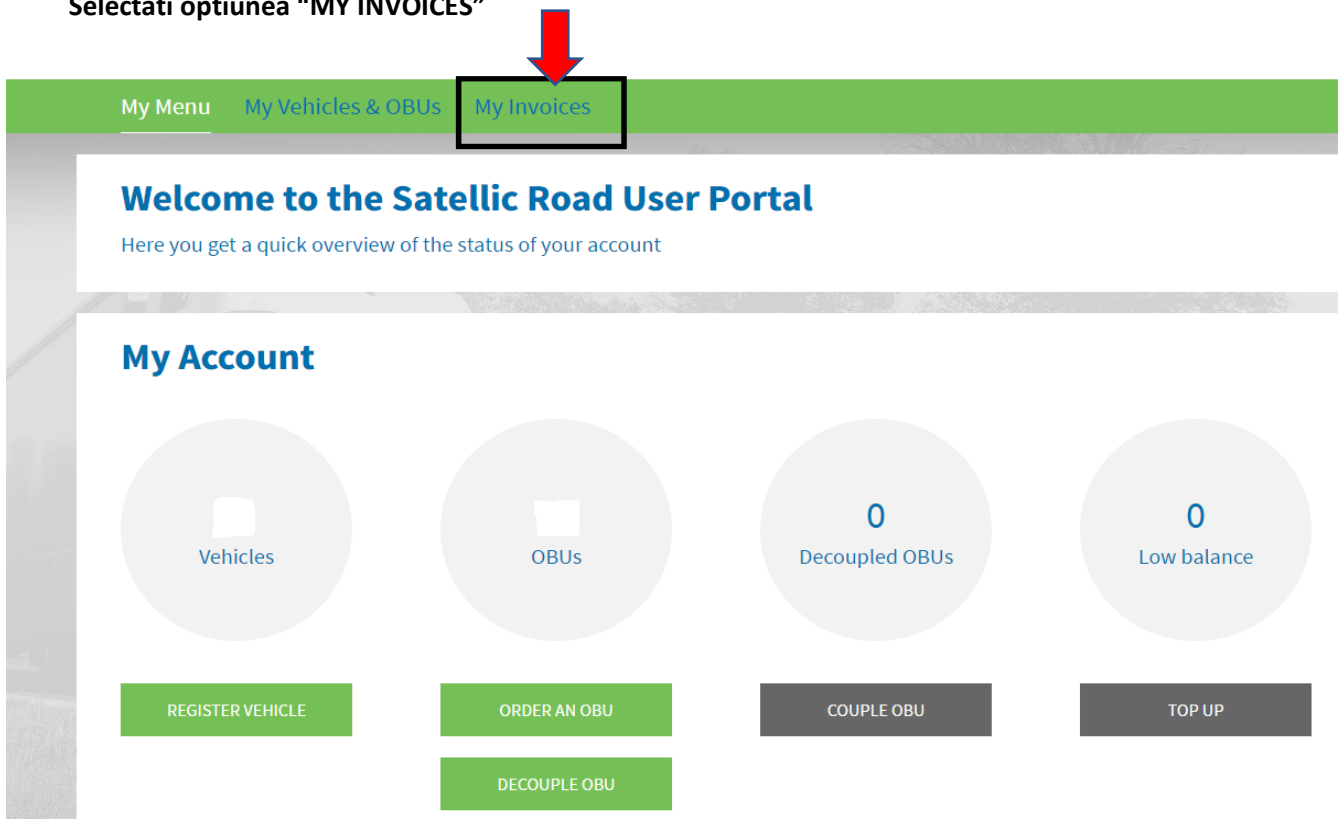
Pasul 3

Introduceti username si parola in sectiunea "I'm managing", aflata in partea stanga a ecranului.



Pasul 4

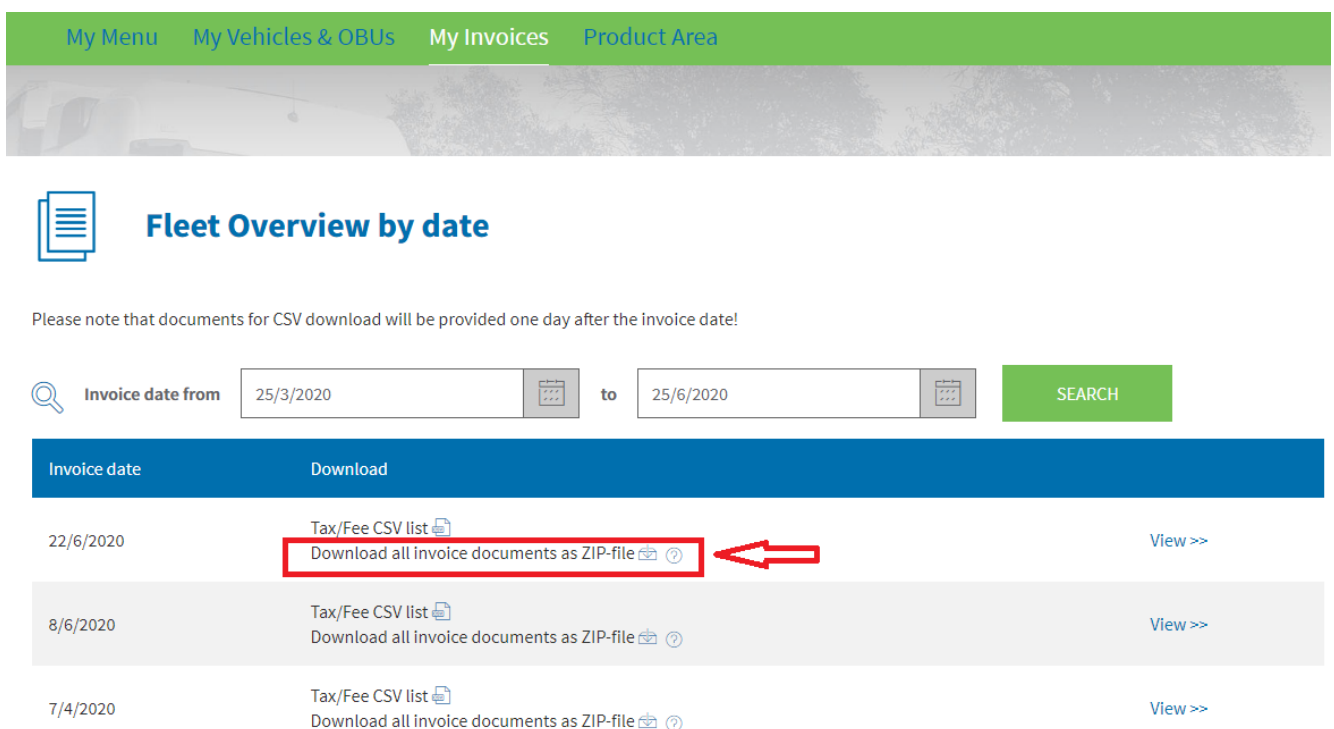
Selectati optiunea "MY INVOICES"



The screenshot shows the Satellic Road User Portal interface. At the top, there is a navigation bar with three items: "My Menu", "My Vehicles & OBUs", and "My Invoices". The "My Invoices" item is highlighted with a black box, and a red arrow points down to it from the text above. Below the navigation bar, there is a welcome message: "Welcome to the Satellic Road User Portal" and "Here you get a quick overview of the status of your account". Underneath, there is a section titled "My Account" with four circular cards. Each card has an icon, a title, a value, and a button. The cards are: "Vehicles" (with a car icon, value "0", and button "REGISTER VEHICLE"), "OBUs" (with a document icon, value "0", and button "ORDER AN OBU" and "DECOUPLE OBU"), "Decoupled OBUs" (with a document icon, value "0", and button "COUPLE OBU"), and "Low balance" (with a document icon, value "0", and button "TOP UP").

Pasul 5

Selectati perioada pentru care doriti sa descarcati documentele dupa care apasati „Download all invoice documents as ZIP-file”



The screenshot shows the "Fleet Overview by date" page. At the top, there is a navigation bar with four items: "My Menu", "My Vehicles & OBUs", "My Invoices", and "Product Area". Below the navigation bar, there is a section titled "Fleet Overview by date" with a document icon. A note states: "Please note that documents for CSV download will be provided one day after the invoice date!". Below the note, there is a search filter for "Invoice date from" and "to". The "from" date is "25/3/2020" and the "to" date is "25/6/2020". A "SEARCH" button is to the right. Below the search filter, there is a table with three columns: "Invoice date", "Download", and "View >>". The table has three rows of data. The first row is for the date "22/6/2020" and has two links: "Tax/Fee CSV list" and "Download all invoice documents as ZIP-file". The "Download all invoice documents as ZIP-file" link is highlighted with a red box and a red arrow points to it from the right. The second row is for the date "8/6/2020" and has two links: "Tax/Fee CSV list" and "Download all invoice documents as ZIP-file". The third row is for the date "7/4/2020" and has two links: "Tax/Fee CSV list" and "Download all invoice documents as ZIP-file".

Invoice date	Download	View >>
22/6/2020	Tax/Fee CSV list Download all invoice documents as ZIP-file	View >>
8/6/2020	Tax/Fee CSV list Download all invoice documents as ZIP-file	View >>
7/4/2020	Tax/Fee CSV list Download all invoice documents as ZIP-file	View >>

1. Toate documentele emise pentru perioada selectata se vor descarca in format .pdf, intr-o singura arhiva pentru toate regiunile din Belgia pe care le-ati tranzitat.

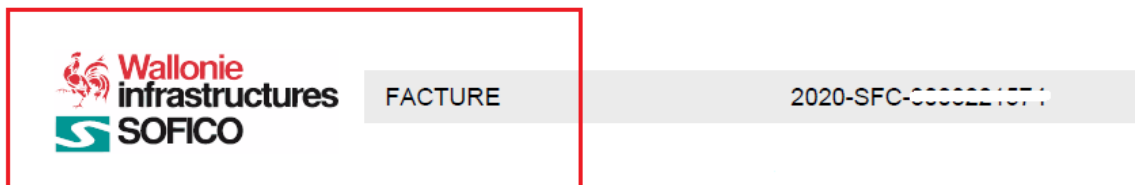
Nume
2020-BRS-██████████-00001_APPBRS_fr.pdf
2020-BRS-██████████-00001_APPBRS_nl.pdf
2020-BRS-██████████-00002_APPBRS_fr.pdf
2020-BRS-██████████-00002_APPBRS_nl.pdf
2020-BRS-██████████_FIBRS_fr.pdf
2020-BRS-██████████_FIBRS_nl.pdf
2020-FLN-██████████-00001_APPFLN_nl.pdf
2020-FLN-██████████-00002_APPFLN_nl.pdf
2020-FLN-██████████_FIFLN_nl.pdf
2020-SFC-██████████-00001_APPSFC_fr.pdf
2020-SFC-██████████-00002_APPSFC_fr.pdf
2020-SFC-██████████_FISFC_fr.pdf

Facturi si anexe emise pentru regiunile Flandra si Bruxelles (NU contin TVA)

Facturi si anexe emise pentru regiunea Walonia (contin TVA)

2. Pentru recuperare TVA trebuie selectate doar documentele ale caror numere contin structura „2020-SFC-.....” (FACTURE SOFICO + ANEXXE SOFICO):

FACTURA:



ANEXA tranzactii ce trebuie atasata la factura:

