

INSTRUCTIUNI PENTRU CREAREA UNUI CONT PE WEBSITE-UL SATELLIC SI ADAUGAREA DISPOZITIVELOR IN CONTUL COMPANIEI

In cazul in care NU aveti cont pe site-ul Satellic, il puteti crea foarte simplu, urmand pasii de mai jos.

Pasul 1

CREATI FULL ACCOUNT

Accesati web-site ul www.satellic.be si selectati optiunea ROAD USER PORTAL

Satellic [Home](#) [All about the toll](#) [Manage your journey](#) [Help](#) [Downloads](#) [Road User Portal](#) EN

From April 1st 2016 Kilometre Charging for heavy goods vehicles in Belgium

From April 1st 2016, all heavy goods vehicles of more than 3.5 tonnes must have a working **On Board Unit (OBU)** on board in Belgium. An OBU is only required if the tractor unit has a gross vehicle weight (GVW) of over 3.5 tonnes. The point of reference for the definition of the weight that needs to be registered in the system is the Gross Combination Weight Rating (**GCWR**). More information can be found under downloads/vehicle documents.

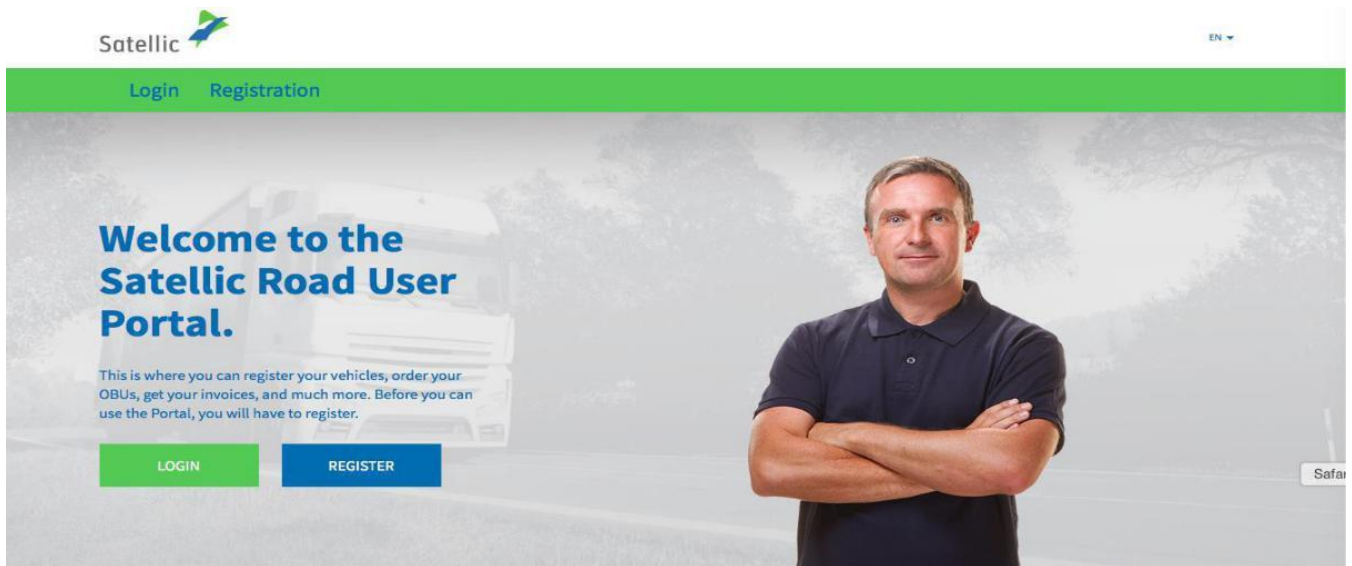
You can order OBUs on the **Road User Portal**, via the service points or via a **partner** of Satellic: Aral/BP, AS24, Brandstoffen Maes, DATS 24, DKV, ENI/AGIP, euroShell, eurotoll, Eurowag, E100, Febetra, Gabriëls, Global Star, LogPay, Octa+, OMV, PowerOil, Plose, Ressa, Statoil, SVG, TLV, Total, UTA, Vialtis, ZMPD.

**Order your OBU in February
and win 10,000 litres of diesel**
More info click [here](#)

REGISTER NOW

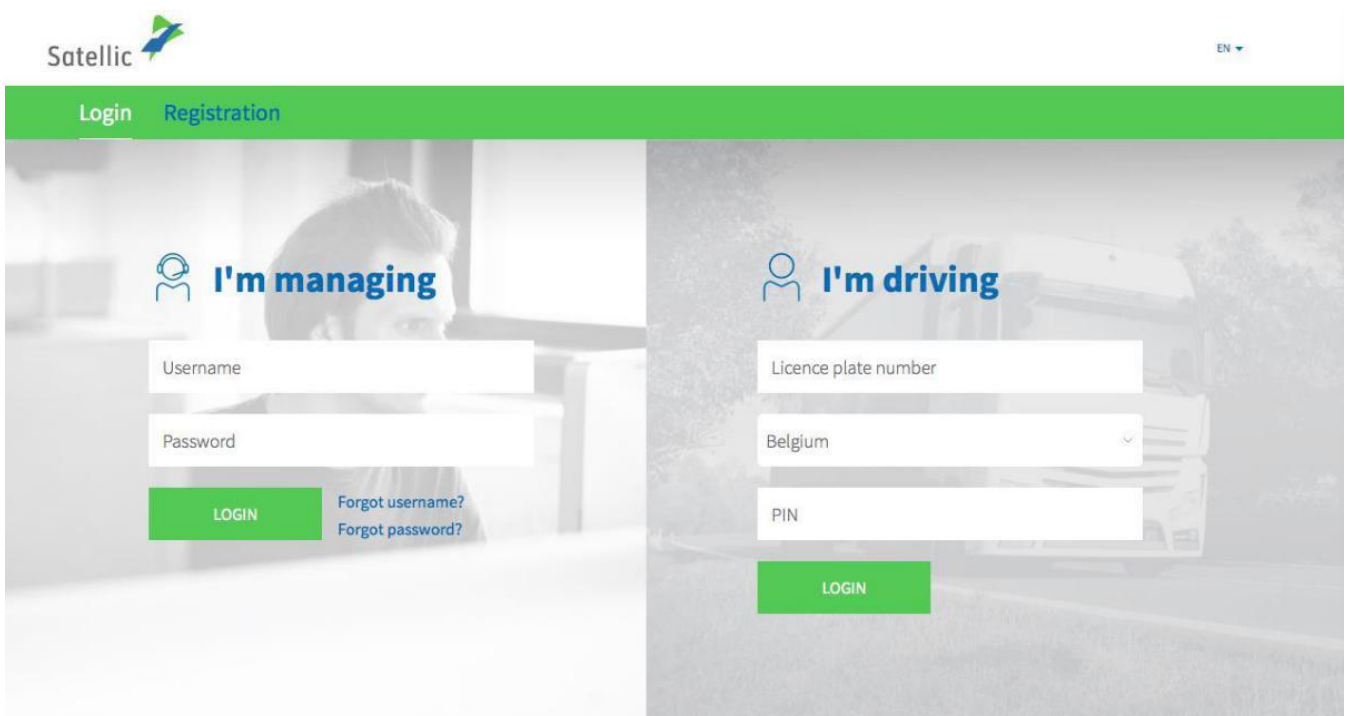
Pasul 2

Selectati LOGIN



Pasul 3

In sectiunea , "I am Driving" introduceti numarul de inmatriculare a vehicului, tara - Romania, codul PIN (il gasiti pe bonul fiscal obtinut in momentul achizitionarii aparatului – numar de 4 cifre)



Pasul 4

Selectati optiunea "CREATE A FULL ACCOUNT"



Vehicle & OBU details

Come in and enjoy all the features of the Satellic Road User Portal!

CREATE A FULL ACCOUNT

OR

ADD VEHICLE AND OBU TO MY FULL ACCOUNT

Vehicle details

Licence plate number [redacted]
Vehicle's country of origin Belgium
Gross Combination Weight Rating (GCWR) [kg] 44000
Emission class EEV

EDIT

Uploaded vehicle paper files



OBU Details

OBU ID (S/N) [redacted]
Status Active
PIN [redacted]

TOP UP OBU

Toll payment settings

Payment scheme	Pre-payment
Balance as per	EUR 50.00 31/1/2016 3:57

Pasul 5

Completati datele companiei: Business Customer, Numele Firmei, Adresa de corespondenta, alte detalii ale firmei (care nu sunt incluse in imaginea de jos)

Vehicle & OBU details My Invoices



Complete Account - Create Account

[Back to My Vehicle & OBU Details](#)

Personal data

Business customer Private customer

First name

Last name

Street

Number

Address Addendum

Postal code

City

Pasul 6

Alegeti USERNAME si PAROLA (foarte important sa le retineti)

Road User Portal Login

Username

Password

Confirm Password



Please type the text displayed above

Accept our Terms and Conditions

CONFIRM

RESET

Pasul 7

Verificati daca ati completat corect toate informatiile, apoi selectati optiunea CONFIRM

Account registration

Please check if the below data are correct before you confirm your registration.

Account information

Customer type	Private customer
First name	Test
Last name	Account
Street	
Address Addendum	
City	

Country	Belgium
Language	Dutch
EU-VAT identification number	
E-mail address	

Bank Account

Account holder
BIC
IBAN

Contact person

Salutation	Mrs.
First name	Test
Last name	Account
Phone number	

Road User Portal Login

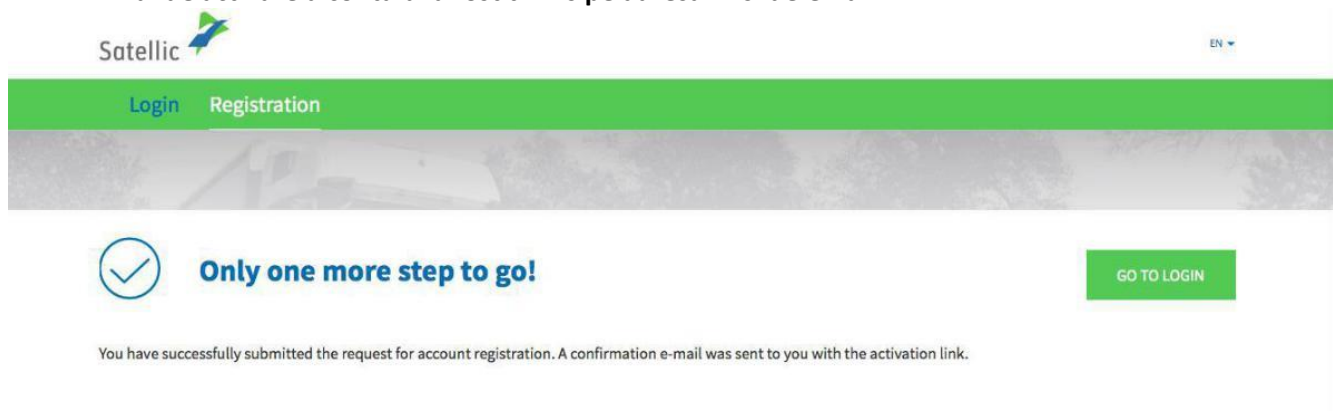
Username	Testaccount
----------	-------------

CONFIRM

BACK

Pasul 8

Link-ul de activare a contului a fost trimis pe adresa Dvs. de email

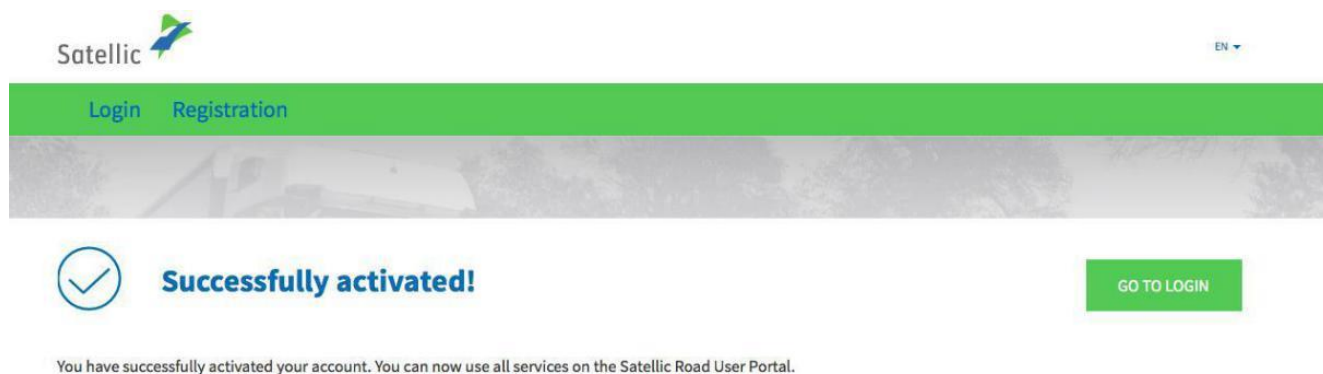


The screenshot shows the Satellic website interface. At the top left is the Satellic logo. To the right is a language selector set to 'EN'. Below the logo is a green navigation bar with 'Login' and 'Registration' links. The main content area features a large green checkmark icon, the text 'Only one more step to go!', and a green button labeled 'GO TO LOGIN'. Below this, a message states: 'You have successfully submitted the request for account registration. A confirmation e-mail was sent to you with the activation link.'

Pasul 9

Finalizati inregistrarea prin activarea linkul trimis pe adresa Dvs. de email

Atentie! Acest link este valabil doar 24 ore de la momentul generarii.



The screenshot shows the Satellic website interface. At the top left is the Satellic logo. To the right is a language selector set to 'EN'. Below the logo is a green navigation bar with 'Login' and 'Registration' links. The main content area features a large green checkmark icon, the text 'Successfully activated!', and a green button labeled 'GO TO LOGIN'. Below this, a message states: 'You have successfully activated your account. You can now use all services on the Satellic Road User Portal.'

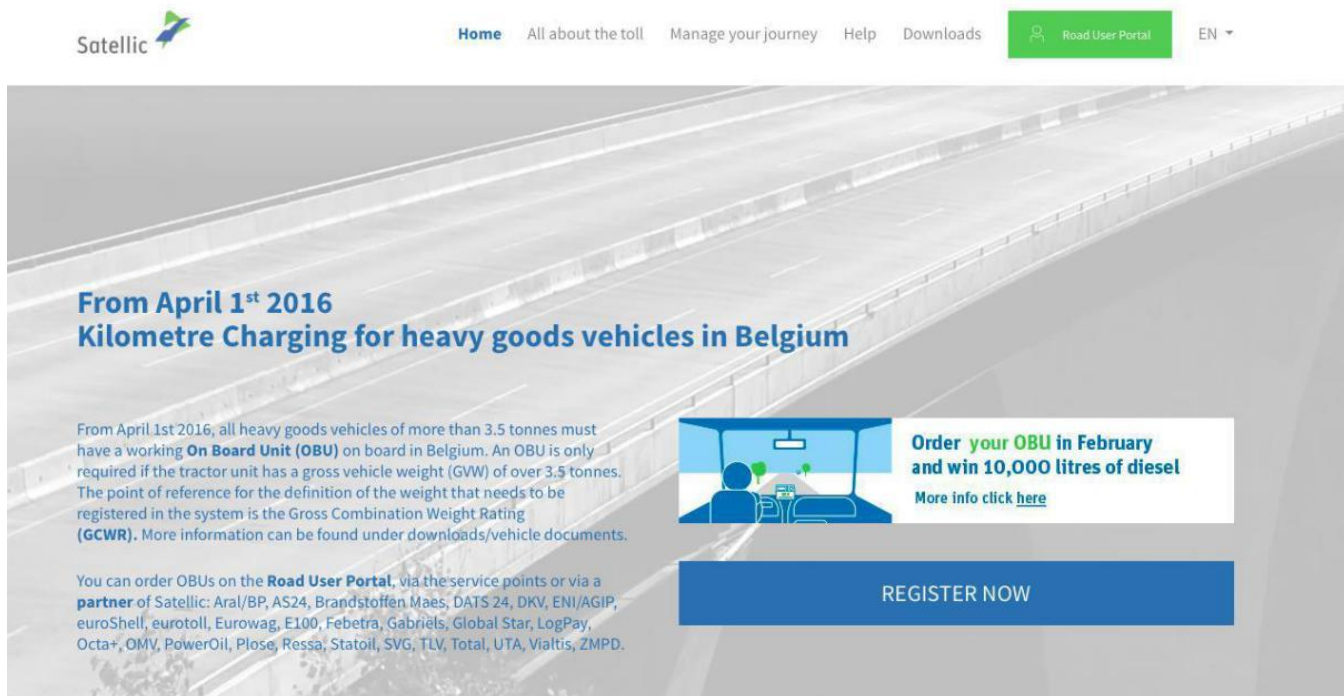
Dupa accesarea linkului, activarea contului este finalizata, iar primul dispozitiv din flota (al carui PIN l-ati folosit la Pasul 1) este automat adaugat in contul companiei. In sectiunea **Vehicles** veti vedea numarul de inmatriculare a vehiculului, iar in sectiunea **OBU** veti gasi seria de aparat. Acesta este un indicator care va arata ca vehiculul este adaugat in contul companiei.

INREGISTRAREA VEHICULELOR DIN FLOTA IN CONTUL SATELLIC

Pentru ca acum aveti creat contul companiei puteti inregistra toate dispozitivele OBU-Satelllic achizitionate in contul nou creat. Urmati pasii de mai jos pentru a efectua inregistrarea dispozitivelor.

Pasul 1

Accesati web-site ul www.satelllic.be si selectati optiunea ROAD USER PORTAL



Satelllic [Home](#) [All about the toll](#) [Manage your journey](#) [Help](#) [Downloads](#) [Road User Portal](#) EN

From April 1st 2016 Kilometre Charging for heavy goods vehicles in Belgium

From April 1st 2016, all heavy goods vehicles of more than 3.5 tonnes must have a working **On Board Unit (OBU)** on board in Belgium. An OBU is only required if the tractor unit has a gross vehicle weight (GVW) of over 3.5 tonnes. The point of reference for the definition of the weight that needs to be registered in the system is the Gross Combination Weight Rating (GCWR). More information can be found under downloads/vehicle documents.


You can order OBUs on the **Road User Portal**, via the service points or via a **partner** of Satelllic: Aral/BP, AS24, Brandstoffen Maes, DATS 24, DKV, ENI/AGIP, euroShell, euroToll, Eurowag, E100, Febetra, Gabriels, Global Star, LogPay, Octa+, OMV, PowerOil, Plose, Ressa, Statoil, SVG, TLV, Total, UTA, Vialtis, ZMPD.

Order your OBU in February and win 10,000 litres of diesel
[More info click here](#)

REGISTER NOW

Pasul 2

Selectati LOGIN



Satelllic EN

[Login](#) [Registration](#)

Welcome to the Satelllic Road User Portal.


This is where you can register your vehicles, order your OBUs, get your invoices, and much more. Before you can use the Portal, you will have to register.

[LOGIN](#) [REGISTER](#)

Safar

Pasul 3

In sectiunea , “I am Driving” introduceti numarul de inmatriculare a vehiculului, tara - Romania, codul PIN (il gasiti pe bonul fiscal obtinut in momentul achizitionarii aparatului – numar de 4 cifre)

Satelllic  EN ▾

Login Registration

I'm managing

Username

Password

LOGIN [Forgot username?](#) [Forgot password?](#)

I'm driving

Licence plate number


Belgium

PIN

LOGIN

Pasul 4

Selectati optiunea “ADD VEHICLE AND OBU TO MY FULL ACCOUNT”

 **Vehicle & OBU details**

Come in and enjoy all the features of the Satelllic Road User Portal!

CREATE A FULL ACCOUNT OR **ADD VEHICLE AND OBU TO MY FULL ACCOUNT**

Vehicle details

Licence plate number

Vehicle's country of origin

Gross Combination Weight Rating (GCWR) [kg]

Emission class

EDIT

Uploaded vehicle paper files

OBU Details

OBU ID (S/N)

Status

PIN

TOP UP OBU

Toll payment settings

Payment scheme

Pre-payment Balance

as per

Pasul 5

Introduceti USERNAME si PAROLA (create mai devreme), apoi selectati butonul CONFIRM

Vehicle & OBU details My Invoices



Add vehicle and OBU to full account

To add the vehicle and OBU to your full account, please enter the username and password of the full account.

My Full Account Data

Username

Password

CONFIRM

CANCEL

Vehicle you want to add

Licence plate number

[REDACTED]

Vehicle's country of origin

Belgium

Pasul 6

Verificati informatiile adaugate, apoi selectati butonul CONFIRM

Vehicle & OBU details My Invoices



Confirm Add vehicle and OBU to full account

Do you want to add the vehicle and OBU to the full account?

My Account

Account number

[REDACTED]

Company

[REDACTED]

CONFIRM

BACK

CANCEL

Vehicle you want to add

Licence plate number

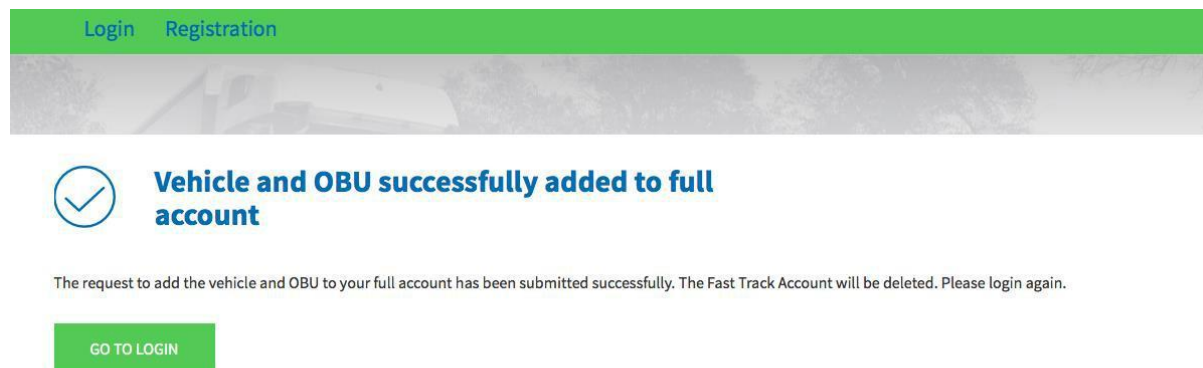
[REDACTED]

Vehicle's country of origin

Belgium

Pasul 7

Vehiculul a fost adaugat cu succes in contul companiei. Contul Fast Truck al acestui vehicul va fi sters. Selectati "GO TO LOGIN" pentru a intra in contul firmei, unde puteti vizualiza toate dispozitivele adaugate.



The screenshot shows a web interface with a green header bar containing the text "Login Registration". Below the header is a grey banner with a faint image of a truck. A blue checkmark icon is followed by the text "Vehicle and OBU successfully added to full account". Below this is a small grey box with the text "The request to add the vehicle and OBU to your full account has been submitted successfully. The Fast Track Account will be deleted. Please login again." At the bottom is a green button with the text "GO TO LOGIN".

ATENTIE! Pentru fiecare vehicul in parte urmati aceeasi procedura pana in momentul in care aveti toate vehicule adaugate in contul companiei.

In cazul in care nu inregistrati toate vehiculele in contul Satellic, TVA aferent tranzactiilor efectuate pentru vehiculele neinregistrate nu va putea fi recuperata.